


**EDGE AMC Growth Fund**  
**STATEMENT OF FINANCIAL POSITION**  
As at September 30, 2019

Particulars	Notes	30-Sep-19 Taka
<b>ASSETS</b>		
Investments - at market price	3	57,571,755
Accounts receivables	4	262,615
Advance, deposit and prepayments	5	25,926
Fixed deposits receipts (FDR)	6	18,000,000
Cash and cash equivalents	7	25,374,886
Preliminary and issue expenses	8	1,553,984
<b>Total Assets</b>		<b>102,789,166</b>
<b>EQUITY AND LIABILITIES</b>		
<b><u>Shareholders' Equity</u></b>		
Unit capital	9	100,446,570
Unit premium reserve	10	3,090
Retained earnings		2,150,457
<b>Total</b>		<b>102,600,117</b>
<b><u>Current Liabilities</u></b>		
Accounts payable	11	17,500
Liability for expenses	12	171,549
<b>Total</b>		<b>189,049</b>
<b>Total Equity and Liabilities</b>		<b>102,789,166</b>
<b>Net asset value (NAV)</b>		<b>102,600,117</b>
<b>Net asset value (NAV) per unit:</b>		
At cost	13	10.00
At market price	14	10.21

These financial statements should be read in conjunction with annexed notes

  
Chairman (CC)  
(Trustee)

  
Member  
(Trustee)

  
Chief Executive Officer  
(AMC)

Dated,  
October 22, 2019


  
Compliance Officer  
(AMC)

## EDGE AMC Growth Fund

### STATEMENT OF PROFIT OR LOSS AND OTHER COMPREHENSIVE INCOME

For the period from 05 September to 30 September 2019

Particulars	Note	July-September, 2019
		Taka
<b>INCOME</b>		
Interest income	15	327,613
Net gain on sale of marketable securities	16	25,159
Unrealised gain increase/(decrease)	03	2,114,333
<b>Total</b>		<b>2,467,104</b>
<b>EXPENSES</b>		
Management fees		155,856
Amortization of preliminary and issue expenses		15,976
Trustee fees		7,407
Custodian fees		4,676
IPO application fees		3,000
Brokerage commission		108,895
Audit fees		11,017
Bank charges and excise duty		4,070
Other operating expenses		5,750
<b>Total</b>		<b>316,647</b>
<b>Profit for the period</b>		<b>2,150,457</b>
<b>Total comprehensive income for the period</b>		<b>2,150,457</b>
Number of units outstanding		10,044,657
<b>Earnings per unit for the period</b>		<b>0.21</b>

  
 Chairman (CC)  
 (Trustee)

  
 Member  
 (Trustee)

  
 Chief Executive Officer  
 (AMC)

Dated,  
October 22, 2019

  
 Compliance Officer  
 (AMC)

**EDGE AMC Growth Fund**  
**STATEMENT OF CHANGES IN EQUITY**  
**For the period from 05 September to 30 September 2019**

Figure in Taka

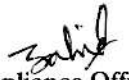
Particulars	Unit capital	Unit premium reserve	Retained earnings	Total equity
Opening balance as on 01/07/2019				-
Unit capital raised during the period	100,446,570	3,090	-	100,449,660
Unit surrendered	-	-	-	-
Net profit during the period	-	-	2,150,457	2,150,457
<b>Balance as on Sep 30, 2019</b>	<b>100,446,570</b>	<b>3,090</b>	<b>2,150,457</b>	<b>102,600,117</b>

  
 Chairman (CC)  
 (Trustee)

  
 Member  
 (Trustee)


  
 Chief Executive Officer  
 (AMC)

Dated,  
 October 22, 2019

  
 Compliance Officer  
 (AMC)

**EDGE AMC Growth Fund**  
**STATEMENT OF CASH FLOWS**  
For the period from 05 September to 30 September 2019

Particulars	30-Sep-19 Taka
<b>A. Cash flows from operating activities</b>	
Interest income Bank A/C	61,747
Gain on sale of investments	25,159
Bank charge and excise duties	(4,070)
IPO Application Fees	(3,000)
Brokerage commission	(108,895)
Trustee Fees	(33,333)
Printing	(2,500)
<b>Net cash from operating activities</b>	<b>(64,892)</b>
<b>B. Cash flows from investing activities</b>	
Net investment in fixed deposit instruments	(18,000,000)
Net investment in shares and securities	(55,457,421)
Issue & Formation Expense Capitalized	(1,552,460)
<b>Net cash from investing activities</b>	<b>(75,009,881)</b>
<b>C. Cash flows from financing activities</b>	
Proceeds from issuance of units	100,449,660
Proceeds made for re-purchase of units	-
Dividend Paid	-
<b>Net cash from financing activities</b>	<b>100,449,660</b>
<b>Net cash flows for the period</b>	<b>25,374,886</b>
Cash and cash equivalents at the beginning of the period	-
<b>Cash and cash equivalents at the end of the period</b>	<b>25,374,886</b>
<b>Net operating cash flows per unit</b>	<b>(0.01)</b>

  
Chairman (EE)  
(Trustee)

  
Member  
(Trustee)

  
Chief Executive Officer  
(AMC)

  
Compliance Officer  
(AMC)

Dated,  
October 22, 2019

**EDGE AMC Growth Fund**  
Portfolio on September 30, 2019

**3.00. Marketable investment-at market value**

Figure in Taka

Name of the securities	Number of share / unit	Average unit cost	Acquisition cost	Market rate	Market value	% of NAV	Unrealised gain/ loss
BRAC Bank Limited	138,000	57.90	7,989,895	61.50	8,487,000	7.95%	497,105
The City Bank Limited	100,000	24.98	2,498,000	24.50	2,450,000	2.49%	(48,000)
Eastern Bank Limited	81,539	33.00	2,690,787	34.90	2,845,711	2.68%	154,924
Square Pharmaceuticals Limited	32,000	242.19	7,750,083	236.10	7,555,200	7.71%	(194,883)
Renata Ltd.	5,000	1,248.14	6,240,707	1,261.90	6,309,500	6.21%	68,793
Beximco Pharmaceuticals Limited	97,000	82.31	7,983,971	84.10	8,157,700	7.95%	173,729
Olympic Industries Ltd.	5,000	206.00	1,030,000	204.40	1,022,000	1.03%	(8,000)
Grameenphone Ltd	27,000	315.47	8,517,556	352.40	9,514,800	8.48%	997,245
Green Delta Mutual Fund	444,639	7.81	3,472,648	8.20	3,646,040	3.46%	173,392
DBH First Mutual Fund	500,047	8.20	4,100,385	8.80	4,400,414	4.08%	300,028
Ringshine	318,339	10.00	3,183,390	10.00	3,183,390	3.17%	0
<b>Total</b>			<b>55,457,420</b>		<b>57,571,755</b>	<b>55.19%</b>	<b>2,114,333</b>

**Note:** The Fund has invested 55.19% of the total net assets of the fund in the capital market instruments, the rest is held in cash instruments.

**EDGE AMC Growth Fund**  
**Notes to the financial statements**  
**Period from September 05 to September 30, 2019**

	30-Sep-19
	Taka
<b>4.00 Accounts receivables</b>	
<b>Other receivable</b>	
Interest receivable from FDR	74,161
Interest receivable from Bank A/C	188,455
Dividend Receivable	-
<b>Sub Total</b>	<b>262,615</b>
	<b>262,615</b>
<b>5.00 Advance, deposit &amp; prepayments</b>	
<b>Advance &amp; Prepayment</b>	
Annual CDBL fees	-
Annual BSEC Fee	-
Trustee Fees	25,926
<b>Sub Total</b>	<b>25,926</b>
	<b>25,926</b>
<b>6.00 Fixed deposit receipts (FDR)</b>	
The City Bank Limited	9,000,000
Delta Brac Housing	9,000,000
<b>Total</b>	<b>18,000,000</b>
	<b>18,000,000</b>
<b>7.00 Cash and cash equivalents</b>	
<b>Cash at banks</b>	
BRAC Bank Limited - 1001	1,027,015
BRAC Bank Limited - 1006	449,650
The City Bank Ltd.	23,898,221
<b>Sub Total</b>	<b>25,374,886</b>
	<b>25,374,886</b>
<b>8.00 Preliminary and issue expenses</b>	
Preliminary and issue expenses	1,553,984
<b>Less:</b> Amortization made during the period	(15,976)
<b>Total</b>	<b>1,538,008</b>
	<b>1,538,008</b>

Note: As per the rule 65.3.1 of the Bangladesh Securities and Exchange Commission (Mutual Fund) Bidhimala, the preliminary & issue expenses are being written off over a period of 7 (seven) years.

**EDGE AMC Growth Fund**  
**Notes to the financial statements**  
**Period from September 05 to September 30, 2019**

	30-Sep-19
	Taka
<b>9.00 Unit capital</b>	
Opening balance	-
Add, New subscription	100,446,570
Less: Unit Surrender	-
<b>Total</b>	<b>100,446,570</b>
<b>10.00 Unit premium reserve</b>	
Opening balance	-
Add, Unit premium reserve during the period	3,090
Less, premium reimbursed for re-purchase of units	-
<b>Total</b>	<b>3,090</b>
<b>11.00 Accounts Payable</b>	
CDBL	17,500
<b>Total</b>	<b>17,500</b>
<b>12.00 Liability for expenses</b>	
Management fees	155,856
Custodian fees	4,676
Audit fees	11,017
<b>Total</b>	<b>171,549</b>
<b>13.00 Net Asset Value (NAV) per unit at cost</b>	
Net Asset Value (NAV) at market price	102,600,117
<b>Less:</b> Unrealised Gain/(Loss) as on June 30, 2019	(2,114,333)
Net Asset Value (NAV) at cost price	<b>100,485,784</b>
No of unit	10,044,657
<b>NAV per unit at cost</b>	<b>10.00</b>
<b>14.00 Net Asset Value per unit at market price</b>	
Net Asset Value (NAV)	102,600,117
No of unit	10,044,657
<b>NAV per unit at market price</b>	<b>10.21</b>

**EDGE AMC Growth Fund**  
**Notes to the financial statements**  
**Period from September 05 to September 30, 2019**

July 01 to September 30, 2019
<b>TAKA</b>

**15.00 Interest income**

Fixed deposits receipts (FDR)  
 Bank Interest

74,161
253,452
<b>327,613</b>

**Total**

**16.00 Net gain / loss on sale of marketable securities**

**Gain on sale of marketable securities**

BRAC Bank Limited  
 The City Bank Limited

50,809
5,500
<b>56,309</b>

**Total**

**Loss on sale of marketable securities**


Square Pharmaceuticals Limited

(31,151)
<b>(31,151)</b>

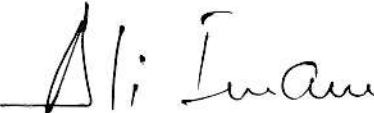
**Total**

**Net gain on sale of marketable securities**

<b>25,159</b>
---------------

  
 Chairman (CC)  
 (Trustee)

  
 Member  
 (Trustee)

  
 Chief Executive Officer  
 (AMC)

Dated,  
 October 22, 2019

  
 Compliance Officer  
 (AMC)