

EDGE Bangladesh Mutual Fund
Statement of Financial Position
As at 30 September 2020

		<u>30-Sep-20</u>	<u>31-Dec-19</u>
	Note(s)	<u>Taka</u>	<u>Taka</u>
ASSETS			
Investments - at market price	3	229,694,571	157,662,165
Other receivables	4	14,965,893	2,956,762
Preliminary and issue expenses	5	1,240,088	1,432,382
Advances	6	233,045	187,647
Fixed deposit receipts (FDRs)	7	34,000,000	76,500,000
Cash and cash equivalents	8	2,519,687	31,110,753
		282,653,284	269,849,709
EQUITY AND LIABILITIES			
<u>Shareholders' Equity</u>			
Unit capital	9	256,637,110	264,029,370
Unit premium reserve	10	7,170,854	5,720,784
Retained earnings		17,466,856	(2,605,579)
Total		281,274,820	267,144,575
<u>Current Liabilities</u>			
Accounts payable	11	14,517	1,161,359
Liability for expenses	12	1,363,946	1,543,775
Total		1,378,464	2,705,134
Total Equity and Liabilities		282,653,284	269,849,709
Net asset value (NAV)		281,274,820	267,144,575
Net Asset Value (NAV) per unit:			
At cost	13	9.90	10.54
At market price	14	10.96	10.12

These financial statements should be read in conjunction with annexed notes


Chairman
 (Trustee)


Member
 (Trustee)


Chief Executive Officer
 (AMC)

Dated,
 October 27, 2020



Compliance Officer
 (AMC)



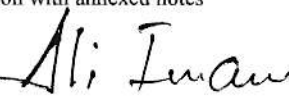
EDGE Bangladesh Mutual Fund
Statement of Profit or Loss and Other Comprehensive Income
For the year ended 30 September 2020

		From 01 January 2020 to 30 September 2020	From 01 January 2019 to 31 December 2019
		<u>Taka</u>	<u>Taka</u>
Income			
Interest income	15	7,593,511	9,932,545
Net gain on sale of marketable securities	16	(15,516,109)	1,159,929
Dividend income	17	1,494,299	5,446,272
Unrealized (loss)/gain on securities	18	38,439,791	(14,056,352)
		32,011,493	2,482,395
Less: Expenses			
Management fee		3,723,757	6,123,314
Amortization of preliminary and issue expenses		192,294	256,159
BSEC annual fee		237,133	205,779
CDBL charges		19,518	26,570
CDBL settlement and demat charges		16,933	88,725
Trustee fee		211,619	249,012
Custodian fee		89,633	191,983
IPO subscription fee		13,000	12,000
Brokerage commission		548,251	1,171,217
Audit fee		37,432	50,000
Printing and publications		67,663	166,733
Bank charges and excise duties		56,290	143,963
Holding Period Int. Exp		-	-
Other operating expenses		124,977	233,084
		5,338,499	8,918,537
Profit/(loss) for the year/period		26,672,994	(6,436,143)
Add: Other comprehensive income		-	-
Total comprehensive income for the year/period		26,672,994	(6,436,143)
Earnings Per Unit for the year/period	19	1.04	(0.24)

These financial statements should be read in conjunction with annexed notes


Chairman
(Trustee)


Member
(Trustee)


Chief Executive Officer
(AMC)

Dated,
October 27, 2020


Compliance Officer
(AMC)




EDGE BANGLADESH MUTUAL FUND

STATEMENT OF PROFIT OR LOSS AND OTHER COMPREHENSIVE INCOME

For the period from 01 July to 30 September 2020

Particulars	Note	July 01 to September 30, 2020 Taka
INCOME		
Interest income		1,199,440
Net gain on sale of marketable securities		1,089,676
Dividend income		793,000
Unrealised gain increase/(decrease)		43,942,530
Total		47,024,645
EXPENSES		
Management fee		1,223,525
Amortization of preliminary and issue expenses		64,566
BSEC annual fee		61,413
CDBL charges		6,553
CDBL settlement and demat charges		2,472
Trustee fee		60,282
Custodian fee		38,867
IPO subscription fee		8,000
Brokerage commission		340,540
Audit fee		12,568
Printing and publications		24,218
Bank charges and excise duties		16,428
Holding Period Int. Exp		(703,765)
Other operating expenses		72,525
Total		1,228,192
Profit for the period		45,796,453
Total comprehensive income for the period		45,796,453
Number of units outstanding		25,663,711
Earnings per unit for the period		1.78


Chairman
(Trustee)


Member
(Trustee)


Chief Executive Officer
(AMC)

Dated,
October 27, 2020


Compliance Officer
(AMC)



EDGE Bangladesh Mutual Fund
Statement of Changes in Equity
For the year ended 30 September 2020

Amount in Taka

Particulars	Unit capital	Unit premium reserve	Retained earnings	Total equity
Balance as at 01 January 2019	227,149,710	1,367,232	8,373,558	236,890,500
Unit capital raised during the year	140,684,080	10,499,927	-	151,184,007
Unit surrendered	(96,189,670)	(5,825,380)	-	(102,015,050)
Dividend paid during the year	-	-	(4,542,994)	(4,542,994)
Net profit during the year	-	-	8,611,519	8,611,519
Balance as at 30 September 2019	271,644,120	6,041,778	12,442,083	290,127,982
Balance as at 01 January 2020	264,029,370	5,720,784	(2,605,579)	267,144,575
Unit capital raised during the year	60,575,750	4,392,273	-	64,968,023
Unit surrendered	(67,968,010)	(2,942,202)	-	(70,910,212)
Transfer from UPR to RE	-	-	175	175
Dividend paid during the year	-	-	(6,600,734)	(6,600,734)
Net profit during the year	-	-	26,672,994	26,672,994
Balance as at 30 September 2020	256,637,110	7,170,854	17,466,856	281,274,820


Chairman
(Trustee)


Member
(Trustee)


Chief Executive Officer
(AMC)


Dated,
October 27, 2020


Compliance Officer
(AMC)




EDGE Bangladesh Mutual Fund
Statement of Cash Flows
For the year ended 30 September 2020

	<u>30-Sep-20</u>	<u>31-Dec-19</u>
	<u>Taka</u>	<u>Taka</u>
A. Cash flows from operating activities		
Interest income from Bank A/C	1,315,678	2,304,950
Interest income FDRs	3,852,002	6,504,452
Interest income BB Bonds	2,936,813	-
Gain on sale of investments	(15,516,109)	1,159,929
Dividend income	2,216,272	5,201,480
Advances CDBL fee	-	(26,000)
Bank charge and excise duties	(27,790)	(59,963)
CDBL charges	(23,254)	(82,404)
IPO Application fee	(13,000)	(12,000)
Brokerage commission	(548,251)	(1,171,217)
Advertising and promotion	(67,663)	(166,733)
Custodian fee	(91,405)	(143,393)
Audit fee	(50,000)	(50,000)
Management fee	(3,889,245)	(6,280,540)
BSEC annual fee	(241,590)	(375,546)
Trustee fee	(272,077)	(293,243)
BO account fee	(1,800)	(1,800)
IT expense	(15,750)	(38,500)
Net cash from operating activities	(10,437,170)	6,469,474
B. Cash flows from investing activities		
Net investment in fixed deposit instruments	42,494,000	(20,538,416)
Net investment in shares and securities	(47,844,333)	(22,659,785)
Issue and formation expense capitalized	-	-
Net cash from investing activities	(5,350,333)	(43,198,201)
C. Cash flows from financing activities		
Proceeds from issuance of units	51,931,593	147,880,755
Proceeds made for re-purchase of units	(60,458,367)	(109,664,377)
Dividend paid	(4,276,789)	(1,250,828)
Net cash from financing activities	(12,803,563)	36,965,549
Net cash flows for the year/period	(28,591,066)	236,822
Cash and cash equivalents at the beginning of the year/period	31,110,753	30,873,931
Cash and cash equivalents at the end of the year/period	2,519,687	31,110,753
Net operating cash flows per unit	(0.41)	0.25


Chairman
(Trustee)


Member
(Trustee)


Chief Executive Officer
(AMC)


Compliance Officer
(AMC)

Dated,
October 27, 2020



EDGE Bangladesh Mutual Fund
Investments in marketable securities
As at 30 September 2020

3 Investments in listed securities

Company name	Number of share / unit	Weighted average price	Acquisition cost	Market price	Market value	% of NAV	Amount in Taka	
							Unrealized gain/ (loss)	
BRAC Bank Limited	510,000	37.19	18,964,786	40.70	20,757,000	7.46%	1,792,214	
IDLC Finance Limited	251,010	54.84	13,766,206	56.50	14,182,065	5.42%	415,860	
Square Pharmaceuticals Limited	65,000	203.30	13,214,244	204.00	13,260,000	5.20%	45,756	
Renata Limited	7,000	1,156.09	8,092,599	1,156.20	8,093,400	3.18%	801	
Summit Power	150,000	40.69	6,103,195	42.30	6,345,000	2.40%	241,805	
British American Tobacco Bangladesh Company Limited	27,300	908.96	24,814,667	1,120.60	30,592,380	9.76%	5,777,713	
Olympic Industries Ltd.	8,000	155.00	1,240,000	173.90	1,391,200	0.49%	151,200	
Singer Bangladesh Limited	164,000	156.49	25,664,981	170.10	27,896,400	10.10%	2,231,419	
Walton Industries Limited	30,000	325.00	9,750,000	757.10	22,713,000	3.84%	12,963,000	
Grameenphone Ltd	92,937	275.78	25,630,612	330.00	30,669,210	10.09%	5,038,598	
Green Delta Mutual Fund	1,100,000	8.03	8,836,600	7.90	8,690,000	3.48%	(146,600)	
DBH First Mutual Fund	2,900,000	8.44	24,483,097	7.90	22,910,000	9.63%	(1,573,097)	
Associated Oxygen Limited	16,854	10.00	168,540	10.00	168,540	0.07%	-	
Sub total			180,729,527		207,668,195	71.11%	26,938,668	
Investments in Bonds								
BD0921371102	-	-	16,726,133	-	16,936,376	6.66%	210,243	
APSCL Bond	1,000	5,066.00	5,066,003	5,090.00	5,090,000	2.00%	23,997	
Sub total			21,792,136		22,026,376	8.67%	234,240	
Total			202,521,663		229,694,571	79.78%	27,172,911	

Note: The Fund has invested 79.78% of the total net assets of the fund in the capital market instruments, the rest is held in cash instruments.



	30-Sep-20	31-Dec-19
	<u>Taka</u>	<u>Taka</u>
4 Other receivables		
Accounts Receivable	13,200,000	-
Interest receivables from FDRs	614,631	1,340,564
Interest receivables from Bank A/C	212,941	-
Interest receivables from Bangladesh Bank Bond	737,023	692,926
Interest receivables from T-Bills	-	-
Dividend receivables	201,299	923,272
	14,965,893	2,956,762
5 Preliminary and issue expenses		
Opening balance	1,432,382	1,688,541
Add: Addition made during the period	-	-
	1,432,382	1,688,541
Less: Amortization during the period	(192,294)	(256,159)
	1,240,088	1,432,382
6 Advances		
Annual CDBL fees	(1,638)	17,879
Annual BSEC Fee	174,225	169,767
Trustee Fee Prepaid	60,459	-
	233,045	187,647
7 Fixed deposit receipts (FDRs)		
IDLC Finance Limited	-	-
IPDC Finance Limited	-	14,000,000
Delta Brac Housing	-	35,500,000
The City Bank Limited	34,000,000	27,000,000
	34,000,000	76,500,000
8 Cash and cash equivalents		
Cash at banks		
<i>Current accounts with</i>		
BRAC Bank Limited - 5001	1,618,093	10,932,752
BRAC Bank Limited - 5006	10,507	20,675
The City Bank Limited - 5001	891,087	16,406,192
	2,519,687	27,359,619
<i>Cash at brokerage accounts</i>		
Cash available on BRAC EPL Stock Brokerage Limited	-	3,751,134
	-	3,751,134
	2,519,687	31,110,753



	<u>30-Sep-20</u> <u>Taka</u>	<u>31-Dec-19</u> <u>Taka</u>
9 Unit capital		
Opening balance (22,714,971 units of Taka 10 each)	264,029,370	227,149,710
Units subscribed during the period (14,169,749 units of Taka 10 each)	60,575,750	141,697,490
Units surrendered during the period (10,481,783 units of Taka 10 each)	(67,968,010)	(104,817,830)
	256,637,110	264,029,370
10 Unit premium reserve		
Opening balance	5,720,784	1,367,232
Add: Unit premium reserve during the period	4,392,273	10,499,927
Less: Premium reimbursed for re-purchase of units	(2,942,202)	(6,146,375)
	7,170,854	5,720,784
11 Accounts payable		
Payable to unit repurchase	14,517	275,331
Payable to UCB Capital Management Limited	-	855,706
Payable as Bank charge	-	30,321
Accounts Payable	-	-
	14,517	1,161,359
12 Liability for expenses		
Management fee	1,236,881	1,402,369
Custodian fee	89,633	91,405
Audit fee	37,432	50,000
	1,363,946	1,543,774
13 Net Asset Value (NAV) per unit at cost		
Net Asset Value (NAV) at market price	281,274,820	267,144,575
Add/less: Unrealized (Loss)/gain	(27,172,911)	11,266,881
Total Net Asset Value (NAV) at cost	254,101,910	278,411,456
Number of unit	25,663,711	26,402,937
NAV per unit at cost	9.90	10.54
14 Net Asset Value per unit at market price		
Net Asset Value (NAV)	281,274,820	267,144,575
Number of unit	25,663,711	26,402,937
NAV per unit at market price	10.96	10.12



	From 01 January 2020 to 30 September 2020	From 01 January 2019 to 31 December 2019
	<u>Taka</u>	<u>Taka</u>
15 Interest income		
Interest Income from Bank	2,770,381	2,346,337
Interest Income from BB Bond	1,422,991	385,364
Interest Income from T-Bill	200,196	-
Interest Income from FDR	3,199,943	7,200,844
	7,593,511	9,932,545

16 Net gain on sale of marketable securities

Gain on sale of marketable securities

ADN Telecom Limited	519,819	-
Bata Shoe Company (Bangladesh) Limited	-	193,477
Beximco Pharmaceuticals Limited	2,783,281	449,711
BRAC Bank Limited	785,113	1,049,484
British American Tobacco Bangladesh Company Limited	309,193	1,936,442
Coppertech Industries Limited	180,187	358,203
DBH First Mutual Fund	-	17,041
Eastern Bank Limited	-	424,275
Genex Infosys Limited	-	1,132,234
GlaxoSmithKline(GSK) Bangladesh Ltd.	-	2,243,081
Grameenphone Ltd.	449,277	1,724,097
Green Delta Mutual Fund	-	21,731
Indo-Bangla Pharmaceuticals Limited	-	19,501
Kattali Textile Limited	-	336,360
Marico Bangladesh Limited	-	3,182,476
MBL 1ST Mutual Fund	-	90,002
New Line Clothings Limited	75,923	264,296
Olympic Industries Ltd.	18,640	1,874,669
Renata Limited	33,135	875,866
Ring Shine Testiles Limited	42,030	691,609
Runner Automobiles Limited	-	314,646
S.S. Steel Limited	-	1,046,800
Silco Pharmaceuticals Limited	154,028	495,153
Silva Pharmaceuticals Ltd.	-	446,263
Square Pharmaceuticals Limited	-	331,393
The City Bank Limited	-	1,823,871
T-Bill	413,347	-
	5,763,972	21,342,680



	From 01 January 2020 to 30 September 2020	From 01 January 2019 to 31 December 2019
	<u>Taka</u>	<u>Taka</u>
Loss on sale of marketable securities		
Bata Shoe Company (Bangladesh) Limited	-	(1,610,766)
Beximco Pharmaceuticals Limited	(3,065,288)	(477,044)
BRAC Bank Limited	(5,555,941)	(2,944,360)
British American Tobacco Bangladesh Company Limited	(2,028,781)	-
GlaxoSmithKline(GSK) Bangladesh Ltd.	-	(42,235)
Grameenphone Ltd	(6,802,839)	(2,531,258)
Green Delta Mutual Fund	-	(1,189)
Heidelberg Cement Bangladesh Ltd.	-	(167,841)
IDLC Finance Ltd.	-	(2,996,059)
MBL 1ST Mutual Fund	-	(35,211)
Olympic Industries Ltd.	-	(5,259,233)
RENATA	(120,557)	-
Ring Shine Textiles Limited	(373,000)	-
Runner Automobiles Limited	(61,232)	(58,905)
Southeast Bank 1st Mutual Fund	(7,632)	-
Square Pharmaceuticals Limited	(2,486,235)	(3,044,494)
Summit Power Limited	(208,897)	(451,113)
The City Bank Limited	(509,284)	(563,043)
BB Bond	(60,395)	-
	(21,280,081)	(20,182,751)
Net gain on sale of marketable securities	(15,516,109)	1,159,929

17 Dividend income

Brac Bank Limited	201,299	-
Beximco Pharmaceuticals Limited	-	445,500
British American Tobacco Bangladesh Company Limited	500,000	-
The City Bank Limited	-	240,000
Coppertech Industries Limited	-	8,344
DBH First Mutual Fund	-	2,320,000
Eastern Bank Limited	-	150,000
Grameenphone Ltd.	793,000	578,750
Green Delta Mutual Fund	-	880,000
Heidelberg Cement Bangladesh Ltd.	-	3,750
IDLC Finance Ltd.	-	175,000
New Line Clothings Limited	-	5,850
Renata Limited	-	50,000
Runner Automobiles Limited	-	13,000
Silco Pharmaceuticals Limited	-	3,798
Square Pharmaceuticals Limited	-	392,280
Summit Power Limited	-	175,000
Marico Bangladesh Limited	-	5,000
	1,494,299	5,446,272



18 Unrealized (loss)/gain on securities

Opening Balance

Closing Balance

Changes during the period**Unrealized (loss)/gain on securities**

Opening Balance

Closing Balance

Changes during the period**19 Earnings Per Unit for the year/period**

Profit for the year/period (A)

Number of units (B)

Earnings Per Unit (A/B)From 01 January
2020 to 30
September 2020From 01 January
2019 to 31
December 2019TakaTaka

(11,266,881)

2,789,471

27,172,911

(11,266,881)

38,439,791**(14,056,352)**

(16,769,619)

2,789,471

27,172,911

(11,266,881)

43,942,530**(14,056,352)**

26,672,994

(6,436,143)

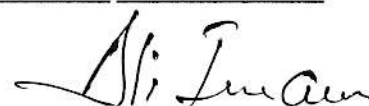
25,663,711

26,402,937

1.04**(0.24)**

Trustee

Shandhani Life Insurance Company Limited

Asset Management Company
EDGE AMC Limited